

# COUNTY OF GILLESPIE

Kelly Eckhardt  
County Treasurer

Gillespie County Courthouse  
101 West Main Street, Unit #5  
Room 106

Office 830-997-6521  
Fax 830-990-2307

FREDERICKSBURG, TEXAS  
78624-3700

## AFFIDAVIT

I, Kelly Eckhardt, Treasurer, in and for the County of Gillespie, State of Texas, hereby submit the attached report of investment transactions for all invested funds held by Gillespie County Treasurer for the month ending July 31, 2021 and I certify that these investments are in compliance with the local investment policy and the Public Funds Investment Act.


  
\_\_\_\_\_  
Kelly Eckhardt, Gillespie County Treasurer


July 2021 Total Investment Pools	\$ 4,839,648.43
July 2021 Total Collateralized CDs	\$ 4,326,671.18
July 2021 Total Brokered CDs	\$ 1,240,000.00
July 2021 Total Collateralized Sweep Accounts	\$ 21,722,343.30
July 2021 Total Invested Funds	\$ 32,128,662.91


Presented, examined, and accepted at the regular term of Commissioners' Court on this the 13th day of September, 2021.

  
\_\_\_\_\_  
Mark Stroehrer, County Judge

  
\_\_\_\_\_  
Charles Olfers, Commissioner, Pct. 1

  
\_\_\_\_\_  
Keith Kramer, Commissioner, Pct. 2

  
\_\_\_\_\_  
Dennis Neffendorf, Commissioner, Pct. 3

  
\_\_\_\_\_  
Donnie Schuch, Commissioner, Pct. 4

  
\_\_\_\_\_  
Mary Lynn Rusche, County Clerk

**Gillespie County Investments**  
**7/31/2021**

Investment Pool Issuer	Maturity Date	Avg Int Rate	7/1/2021	Interest	Transfers to SSB&T Operating Account	Changes in Principal	7/31/2021
Texas Class-General Fund	on Demand	0.06%	\$1,564,872.63	\$81.72	\$0.00		\$1,564,954.35
Texas Class-GOB Series 2013*	on Demand	0.06%	\$102,725.69	\$5.37	\$0.00		\$102,731.06
TexPool-General Fund	on Demand	0.02%	\$3,171,912.15	\$50.87	\$0.00		\$3,171,963.02
<b>Total Investment Pools</b>		<b>0.05%</b>	<b>\$4,839,510.47</b>	<b>\$137.96</b>	<b>\$0.00</b>		<b>\$4,839,648.43</b>
<b>Average Investment Pool Rate</b>							
<b>Collateralized CD Issuer</b>	<b>Maturity Date</b>	<b>Interest Rate</b>	<b>7/1/2021</b>	<b>Interest</b>	<b>Transfers to SSB&amp;T Operating Account</b>	<b>Changes in Principal</b>	<b>7/31/2021</b>
SSB&T-4120	9/1/2021	2.15%	\$500,000.00	\$1,796.58	(\$1,796.58)	\$0.00	\$500,000.00
SSB&T-0055	9/4/2021	2.15%	\$311,478.30	\$550.42	\$0.00	\$0.00	\$312,028.72
SSB&T-0253	10/3/2021	2.00%	\$413,539.01	\$679.79	\$0.00	\$0.00	\$414,218.80
SSB&T-0576	12/10/2021	1.75%	\$359,293.66	\$516.80	\$0.00	\$0.00	\$359,810.46
SSB&T-0154	9/11/2021	0.55%	\$256,101.46	\$115.78	\$0.00	\$0.00	\$256,217.24
SSB&T-0220	3/11/2022	0.50%	\$258,296.25	\$106.14	\$0.00	\$0.00	\$258,402.39
SSB&T-1707	4/9/2022	0.50%	\$250,208.94	\$102.83	\$0.00	\$0.00	\$250,311.77
SSB&T-1921	6/9/2022	0.40%	\$1,000,000.00	\$328.76	\$0.00	\$0.00	\$1,000,328.76
<b>Total SSB&amp;T Collateralized CDs</b>			<b>\$3,348,917.62</b>	<b>\$4,197.10</b>	<b>(\$1,796.58)</b>	<b>\$0.00</b>	<b>\$3,351,318.14</b>
<b>Average SSB&amp;T CD Rate</b>		<b>1.25%</b>					
Texas Regional Bank-7440	8/2/2021	2.05%	\$311,433.23	\$524.74			\$311,957.97
Texas Regional Bank-4048	8/11/2021	1.80%	\$102,737.25	\$151.99			\$102,889.24
Texas Regional Bank-7966	10/30/2021	0.35%	\$101,751.12	\$29.27			\$101,780.39
Texas Regional Bank-7967	10/30/2021	0.35%	\$101,751.12	\$29.27			\$101,780.39
Texas Regional Bank-4948	11/28/2021	0.20%	\$152,471.18	\$25.06			\$152,496.24
Texas Regional Bank-0285	12/15/2021	0.35%	\$101,844.68	\$29.30			\$101,873.98
Texas Regional Bank-4860	1/19/2023	0.28%	\$102,574.83	\$0.00			\$102,574.83
<b>Total Texas Regional Bank Collateralized CDs</b>			<b>\$974,563.41</b>	<b>\$789.63</b>	<b>\$0.00</b>	<b>\$0.00</b>	<b>\$975,353.04</b>
<b>Average Collateralized CD Rate</b>		<b>1.04%</b>					

**Gillespie County Investments**  
**7/31/2021**

Brokered CD Issuer	Maturity	Interest	7/1/2021	Accrued Interest	Transfers to SS&T Operating Account	Changes in Principal	7/1/2021	7/31/2021
FNC-Wex Bank	7/9/2021	1.25%	\$241,000.00	\$751.06	(\$751.06)	(\$241,000.00)	\$0.00	\$0.00
<b>Total FNC Brokered CDs</b>		<b>1.25%</b>	<b>\$241,000.00</b>	<b>\$751.06</b>	<b>(\$751.06)</b>	<b>(\$241,000.00)</b>	<b>\$0.00</b>	<b>\$0.00</b>
MSB-BMW Bank North America	8/30/2021	1.55%	\$248,000.00	\$1,611.32	\$0.00	\$0.00	\$248,629.92	\$248,322.40
MSB-Morgan Stanley	12/13/2021	1.75%	\$247,000.00	\$580.28	\$0.00	\$0.00	\$248,936.48	\$248,573.39
MSB-Bellico Cr Un	3/30/2022	1.30%	\$249,000.00	\$266.05	\$0.00	\$0.00	\$251,315.70	\$251,026.86
MSB-American Express	3/31/2022	1.35%	\$248,000.00	\$1,119.06	\$0.00	\$0.00	\$250,422.96	\$250,125.36
MSB-Cadence Bank	3/31/2022	1.20%	\$248,000.00	\$986.56	\$0.00	\$0.00	\$250,157.60	\$249,892.24
<b>Total MSB Brokered CDs</b>		<b>1.43%</b>	<b>\$1,240,000.00</b>	<b>\$4,563.27</b>	<b>\$0.00</b>	<b>\$0.00</b>	<b>\$1,249,462.66</b>	<b>\$1,247,940.25</b>
<b>Average FNC Brokered CD Rate</b>								
<b>Average MSB Brokered CD Rate</b>								
<b>Collateralized Sweep Account Issuer</b>	<b>Maturity Date</b>	<b>Interest Rate</b>	<b>7/1/2021</b>	<b>Interest</b>	<b>Deposits</b>	<b>Withdrawals</b>	<b>7/31/2021</b>	
Security State Bank & Trust-General	on Demand	0.10%	\$22,019,310.45	\$2,221.53	\$1,713,619.89	(\$2,372,458.17)	\$21,362,693.70	
Security State Bank & Trust-GOB 2013-I&S*	on Demand	0.10%	\$301,942.00	\$31.37	\$9,286.13	\$0.00	\$311,259.50	
Security State Bank & Trust-2013 Jail Project*	on Demand	0.10%	\$48,385.99	\$4.11	\$0.00	\$0.00	\$48,390.10	
<b>Total Collateralized Sweep Accounts</b>			<b>\$22,369,638.44</b>	<b>\$2,257.01</b>	<b>\$1,722,906.02</b>	<b>(\$2,372,458.17)</b>	<b>\$21,722,343.30</b>	
<b>Average Collateralized Sweep Account Rate</b>		<b>0.10%</b>						
<b>Total Invested Funds</b>			<b>\$33,013,629.94</b>				<b>\$32,128,662.91</b>	

\* Not Included in Pooled Cash



# My Pooled Cash Report

Gillespie County, TX

For the Period Ending 7/31/2021

ACCOUNT #	ACCOUNT NAME	BEGINNING BALANCE	CURRENT ACTIVITY	CURRENT BALANCE
<b>CASH IN BANK</b>				
Cash in Bank				
99.100.1101	GENERAL INVESTMENT SWEEP	21,317,980.27	(89,202.81)	21,228,777.46
99.100.1106	TEXPOOL	3,171,912.15	50.87	3,171,963.02
99.100.1107	TXCLASS	1,564,872.63	81.72	1,564,954.35
99.100.1108	CD-0154 SSB&T	256,101.46	115.78	256,217.24
99.100.1109	CD-0220 SSB&T	258,296.25	106.14	258,402.39
99.100.1110	CD-4120 SSB&T	500,000.00	0.00	500,000.00
99.100.1111	CD-0055 SSB&T	311,478.30	550.42	312,028.72
99.100.1112	CD-0253 SSB&T	413,539.01	679.79	414,218.80
99.100.1113	CD-0576 SSB&T	359,293.66	516.80	359,810.46
99.100.1114	CD-7966 TRB	101,751.12	29.27	101,780.39
99.100.1115	CD-7967 TRB	101,751.12	29.27	101,780.39
99.100.1116	CD-4948 TRB	152,471.18	25.06	152,496.24
99.100.1117	CD-0285 TRB	101,844.68	29.30	101,873.98
99.100.1118	CD-4860 TRB	102,442.64	132.19	102,574.83
99.100.1119	CD-7440 TRB	311,433.23	524.74	311,957.97
99.100.1120	CD-4048 TRB	102,737.25	151.99	102,889.24
99.100.1121	FNC-BROKERED CDS	241,000.00	(241,000.00)	0.00
99.100.1122	MBS-BROKERED CDS	1,240,274.92	(274.92)	1,240,000.00
99.100.1123	CD-1707 SSB&T	250,208.94	102.83	250,311.77
99.100.1124	CD-1921 SSB&T	1,000,000.00	328.76	1,000,328.76
<b>TOTAL: Cash in Bank</b>		<b>31,859,388.81</b>	<b>(327,022.80)</b>	<b>31,532,366.01</b>
<b>TOTAL CASH IN BANK</b>		<b>31,859,388.81</b>	<b>(327,022.80)</b>	<b>31,532,366.01</b>

# Pledge Report by Maturity Date

## Pledge B: GILLESPIE COUNTY - TEXAS

As of: 07/31/21  
Page 160

Security State Bank & Trust  
Fredericksburg, TX

SK	Receipt	Code	Cusip	ID #	Current Face	Original Face	Description	ASC	320	Moody / S&P	Coupon	Maturity	Book Value	Fair Value
1006	881830K69			103729	380,000.00	380,000.00	TEXARKANA TX GO QTEO	HTM	NR / AA-		3.500	02/15/2022	384,258.98	386,567.00
1006	899474UY4			103514	310,000.00	310,000.00	TULOSO-MIDWAY TX ISD REF GO PSF QTEC	HTM	NR / AAA		3.000	02/15/2022	311,630.15	314,774.41
1006	932440BS8			103584	385,000.00	385,000.00	WALLER CNTY TX GO BDS 2017 QTEO	HTM	NR / AA		3.000	02/15/2022	387,388.37	390,612.41
1006	046573GE5			103474	430,000.00	430,000.00	ATASCOSA CNTY TX C/O GO QTEO	HTM	NR / A		3.000	02/01/2023	436,042.33	446,983.52
1006	929831FX8			103497	450,000.00	450,000.00	WACO TX C/O GO QTEO	HTM	Nr / AA+		3.000	02/01/2023	455,675.54	467,773.45
1006	157789GX0			103579	480,000.00	480,000.00	CHAMBERS CNTY TX GO QTEO	HTM	NR / AA		3.000	03/01/2023	488,663.24	500,672.03
1006	006514GC1			103457	250,000.00	250,000.00	ADDICKS TX UD WW & SS GO BAM QTEO	HTM	NR / AA		2.250	09/01/2023	248,806.26	258,001.12
1006	970007LR9			103369	230,000.00	230,000.00	WILLIAMSON CNTY TX WW&SS IRR & DRAJ	HTM	A3 / AA		3.000	09/01/2023	230,265.96	230,533.08
1006	016140NC6			103484	210,000.00	210,000.00	ALICE TX REF GO AGM QTEO	HTM	NR / AA		4.000	02/01/2024	217,428.62	228,568.24
1006	286525QG8			103472	395,000.00	395,000.00	ELGIN TX C/O GO BAM QTEO	HTM	NR / AA		4.000	07/15/2024	413,690.70	431,653.75
1006	877294SS8			103577	260,000.00	260,000.00	TAYLOR TX GO REF BDS 2017 QTEO	HTM	Baa1 / AA		4.000	08/15/2024	274,800.18	287,459.18
1006	006514GD9			103458	250,000.00	250,000.00	ADDICKS TX UD WW & SS GO BAM QTEO	HTM	NR / AA		2.500	09/01/2024	248,957.53	258,676.99
1006	046573GG0			103487	460,000.00	460,000.00	ATASCOSA CNTY TX C/O GO QTEO	HTM	NR / A		3.000	02/01/2025	470,984.56	499,150.61
1006	078275X25			103451	925,000.00	925,000.00	BELLAIRE TX REF GO QTEO	HTM	NR / AAA		2.000	02/15/2025	916,084.42	977,077.53
1006	38588NIEZ8			102903	250,000.00	250,000.00	GRAND LAKES MUD #1 TX GO AGM QTEO	AFS	NR / AA		4.000	04/01/2025	251,956.28	255,563.51
1006	622707RU5			102910	250,000.00	250,000.00	MOUNT PLEASANT TX ISD GO BAM SINK Q	HTM	A1 / AA		3.500	08/15/2025	250,000.00	250,326.17
1006	770043KP1			102653	250,000.00	250,000.00	ROANOKE TX GO QTEO	HTM	NR / AA		3.750	08/15/2025	250,082.56	250,336.51
1006	89440AFZ6			103395	295,000.00	295,000.00	TRAVIS CNTY TX MUD #11 REF GO BAM SFP	AFS	NR / AA		4.000	08/15/2025	307,084.78	314,070.18
1006	626752SV2			102862	285,000.00	285,000.00	MURPHY TX WW & SS GO SINK QTEO	HTM	NR / AA+		3.500	02/15/2026	290,759.63	307,119.24
1006	34682EKR3			103295	585,000.00	585,000.00	FORT BEND CNTY TX MUD #123 GO BAM Q	AFS	A3 / AA		4.000	09/01/2026	605,737.81	627,308.52
1006	016140NL5			103483	490,000.00	490,000.00	ALICE TX REF GO AGM QTEO	HTM	NR / AA		4.000	02/01/2028	512,200.21	560,401.49
1006	566022QD4			102870	500,000.00	500,000.00	MARBLE FALLS TX GO QTEO	HTM	NR / AA		4.000	02/01/2028	514,902.95	540,570.16
1006	626752SX8			102861	305,000.00	305,000.00	MURPHY TX WW & SS GO SINK QTEO	HTM	NR / AA		4.000	02/15/2028	331,529.52	331,529.52
1006	31307CQS0			102578	206,378.96	206,378.96	MURPHY TX WW & SS GO SINK QTEO	HTM	NR / AA+		4.000	06/01/2028	205,802.59	216,310.95
1006	36179NFD5			102601	203,015.17	203,015.17	FILMMA J #24065	HTM			2.500	06/20/2028	202,235.21	214,625.10
1006	36179NHJ0			102604	194,232.35	194,232.35	GNMA II #MA11064	HTM			2.500	07/20/2028	194,054.84	205,340.01
1006	121295FY0			103325	480,000.00	480,000.00	GNMA II #MA11133	HTM			2.500	06/20/2028	498,672.55	528,286.03
1006	921237DH3			103570	255,000.00	255,000.00	BURKBURNETT TX C/O WW & SS GO BAM	HTM	NR / AA		3.000	02/15/2029	256,938.26	282,679.27
1006	782203CD3			103496	425,000.00	425,000.00	VAN TX C/O GO BAM SINKING FUND QTEO	HTM	A3 / AA		3.000	08/15/2029	432,161.56	432,161.56
1006	924648JS8			103392	525,000.00	525,000.00	RUSK TX WW & SWR SYS C/O BAM-TCRS G	AFS	NR / AA		4.000	02/15/2030	428,539.69	432,161.56
1006	488818EP6			103449	525,000.00	525,000.00	VERNON TX REF GO MAC SINKING FUND Q	HTM	NR / AA		4.000	03/15/2030	569,678.68	600,503.91
1006	970667WL1			103732	215,000.00	215,000.00	KENEDY TX C/O GO SINKING FUND QTEO	HTM	NR / AA-		4.000	05/01/2030	225,847.47	240,071.50
1006	077131JT8			103490	500,000.00	500,000.00	WILLIS TX ISD REF BDS 2012 GO PSF QTEO	HTM	Aaa / NR		2.750	02/15/2031	502,763.82	506,010.81
1006	3128P73X9			102571	308,387.20	308,387.20	BEEVILLE TX C/O GO AGM SINKING FUND	HTM	NR / AA		4.000	08/15/2031	297,185.15	310,714.85
1006	36225C5S1			101528	56,652.33	56,652.33	FILMMA C #91174	HTM			3.000	07/01/2033	307,420.97	324,047.49
1006	36225DH49			101551	67,174.74	67,174.74	GNMA II #80856 ADJ RT	AFS			2.000	03/20/2034	56,642.47	58,037.26
1006	36225DHX5			101552	33,319.04	33,319.04	GNMA II #81150 ADJ RT	AFS			2.125	11/20/2034	67,174.74	68,832.40
1006	36225DHX5			101552	33,319.04	33,319.04	GNMA II #81145 ADJ RT	AFS			2.125	11/20/2034	33,288.72	34,062.19

Note: Refer to the U.S. Governmental and Agency Ratings report for ratings on treasury, agency and pass through securities.



(210) 224-5492  
(210) 224-8787

9601 McAllister Freeway, Suite 301, San Antonio, Texas 78216-4633

## II. Pledge & Safekeeping Reports

Security State Bank & Trust  
 Fredericksburg, TX

**Pledge Report by Maturity Date**  
 Pledge B: GILLESPIE COUNTY - TEXAS

As of 07/31/21  
 Page 161

Receipt	SK	Code	Cusip	ID #	Current Face	Original Face	Description	ASC	320	Moody/S&P	Coupon	Maturity	Book Value	Fair Value
		1006	36225E5X6	101907	62,755.36	1,000,000.00	GNMA II #82661 ARM	AFS			2.125	11/20/2040	62,755.36	64,654.12
		1006	36223E5X6	101913	62,755.36	1,000,000.00	GNMA II #82661 ARM	AFS			2.125	11/20/2040	62,755.36	64,654.12
		Items: 39			12,504,670.51	22,411,948.00					3.277		12,752,302.22	13,266,720.19

Status Codes: N = New Purchase S = Sold M = Matured C = Called O = Paid Off \* = Pre-refunded T = ASC 320 Transfer I = Impaired  
 Note: Refer to the U.S. Government and Agency Ratings report for ratings on treasury, agency and pass through securities.

**FINSER** (210) 224-5492  
 (210) 224-8787  
 9601 McAllister Freeway, Suite 301, San Antonio, Texas 78216-4633

**II. Pledge & Safekeeping Reports**

**FHLBANK**  
DALLAS

Security State Bank & Trust  
P.O. Box 471  
Fredericksburg, TX 78624

Custodial Letter of Credit  
Pledge Allocation Pledge Receipt

Pledge Reference #: 27000318-1      Member FHFA ID: 13389      Effective Date: 12/27/2019

Pledge allocation for the below beneficiary has been pledged

Gillespie County,  
Kelly Eckhardt, County Treasurer  
101 West Main St  
Rm 5  
Fredericksburg, TX 78624

Pledged Amount: \$10,000,000.00,

Letter of Credit # \*27000318  
LOC Maturity Date 12/20/2021  
LOC Issue Date 12/27/2019

~~IN ORDER TO COMPLY WITH 2257.045 (C) (2) OF THE TEXAS GOVERNMENT CODE, PROMPTLY, BY THE CLOSE OF BUSINESS TODAY, DELIVER A COPY OF THIS TRUST RECEIPT TO YOUR DEPOSITOR.~~

**FHLBANK**  
DALLAS

Security State Bank & Trust  
P. O. Box 471  
Fredericksburg, TX 78624

Custodial Letter of Credit  
Pledge Allocation Pledge Receipt

Pledge Reference #: 27000316-4      Member FFIFA ID: 13389      Effective Date: 05/04/2020

Pledge allocation for the below beneficiary has been pledged

Gillespie County  
Kelly Eckhardt, County Treasurer  
101 West Main St  
Rm 5  
Fredericksburg, TX 78624

Pledged Amount: \$10,000,000.00

Letter of Credit # 27000316  
LOC Maturity Date 12/20/2021  
LOC Issue Date 12/20/2019

~~IN ORDER TO COMPLY WITH 2257.045(C)(2) OF THE TEXAS GOVERNMENT CODE, PROMPTLY, BY THE CLOSE OF BUSINESS TODAY, DELIVER A COPY OF THIS TRUST RECEIPT TO YOUR DEPOSITOR.~~



**Pledges By Pledgee And Maturity**



**Pledged To: GILLESPIE CO**

Texas Regional Bank - McAllen, TX

As Of 7/31/2021

Receipt# Safekeeping Location	CUSIP	ASC 320	Description Maturity	Prerefund	Pool/Type Coupon	Moody S&P	Original Face Pledged Percent	Pledged			
								Original Face	Par	Book Value	Market Value
FHLB: FED HOME LOAN BANK	31410LGN6	AFS	FNMA 15YR 01/01/27		890405 3.50		1,655,000.00 100.00%	1,655,000.00	163,433.42	167,772.05	174,987.53
FHLB: FED HOME LOAN BANK	3128MECD1	AFS	FHLMC 15YR 11/01/29		G15268 3.50		1,700,000.00 100.00%	1,700,000.00	432,070.40	451,697.33	469,237.57
FHLB: FED HOME LOAN BANK	3138ETYH3	AFS	FNMA 20YR 04/01/36		AL8811 4.00		1,625,000.00 100.00%	1,625,000.00	640,982.63	678,727.26	701,314.52
<b>3 Securities Pledged To: L - GILLESPIE CO</b>								<b>4,980,000.00</b>	<b>1,236,486.45</b>	<b>1,298,196.64</b>	<b>1,345,539.62</b>

Although the information in this report has been obtained from sources believed to be reliable, its accuracy cannot be guaranteed.  
7/30/2021 2:01 PM - JDB / TRBC